

PRODUCT INFORMATION PACKET

marathon[®]
Motors

Model No: 449TTFS6087
Catalog No: E283
250,1200,TEFC,449T,3/60/460
Totally Enclosed Fan Cooled (TEFC)



Regal and Marathon are trademarks of Regal Beloit Corporation or one of its affiliated companies.
©2018 Regal Beloit Corporation, All Rights Reserved. MC017097E

REGAL[®]



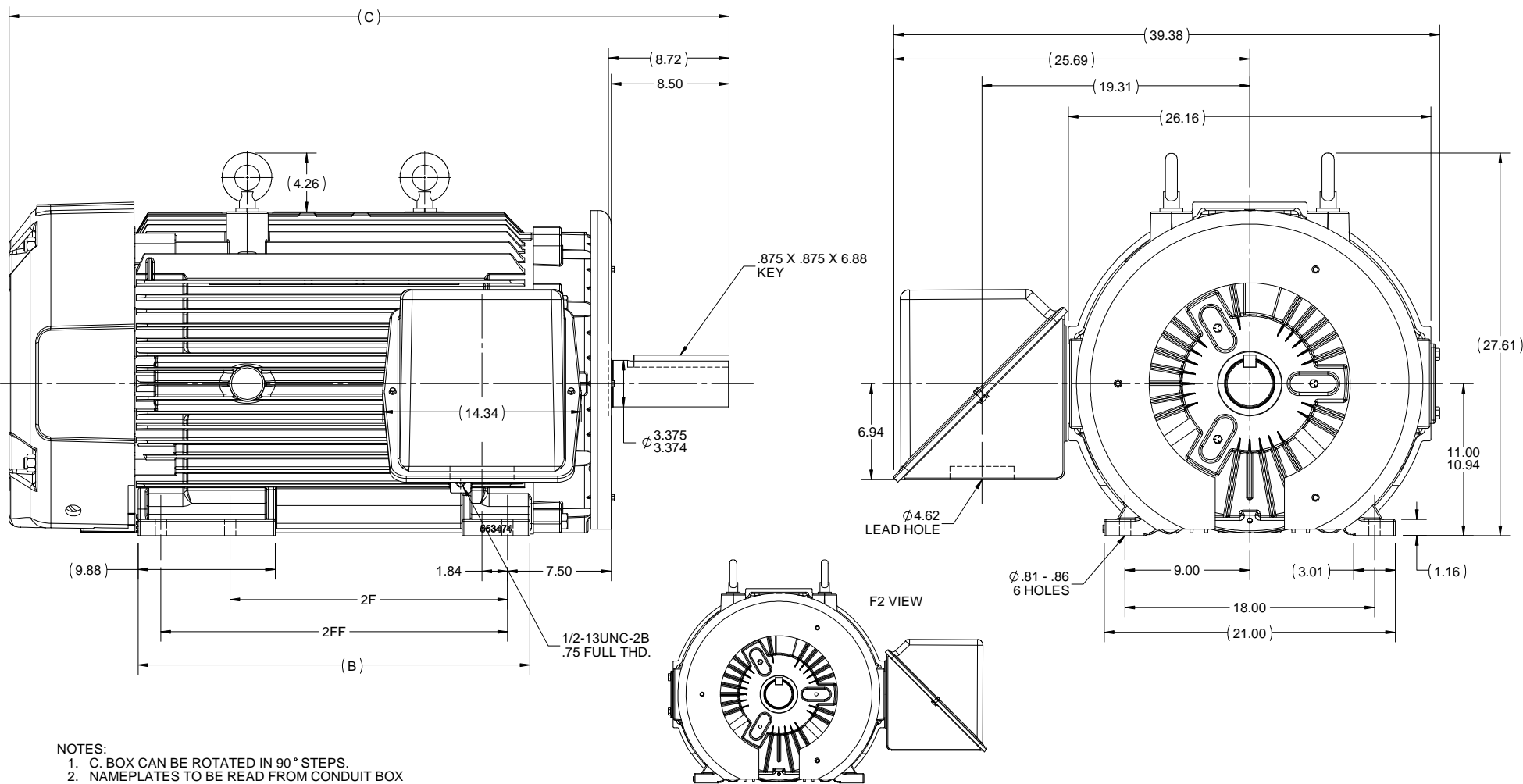
Nameplate Specifications

Output HP	250 Hp	Output KW	187.0 kW
Frequency	60 Hz	Voltage	460 V
Current	300.0 A	Speed	1190 rpm
Service Factor	1.15	Phase	3
Efficiency	95.8 %	Duty	Continuous
Insulation Class	H	Design Code	B
KVA Code	G	Frame	447/449T
Enclosure	Totally Enclosed Fan Cooled	Overload Protector	No
Ambient Temperature	40 °C	Drive End Bearing Size	NU322
Opp Drive End Bearing Size	6318	UL	Recognized
CSA	Y	CE	Y
IP Code	43		

Technical Specifications

Electrical Type	Squirrel Cage Induction Run	Starting Method	Across The Line
Poles	6	Rotation	Reversible
Mounting	Rigid base	Motor Orientation	Horizontal
Drive End Bearing	Roller	Opp Drive End Bearing	Ball
Frame Material	Cast Iron	Shaft Type	T
Overall Length	51.85 in	Frame Length	28.75 in
Shaft Diameter	3.375 in	Shaft Extension	8.73 in
Assembly/Box Mounting	F1/F2 Capable		
Outline Drawing	B-SS519824-2875	Connection Diagram	A-EE7300S

This is an uncontrolled document once printed or downloaded and is subject to change without notice. Date Created: 06/29/2018



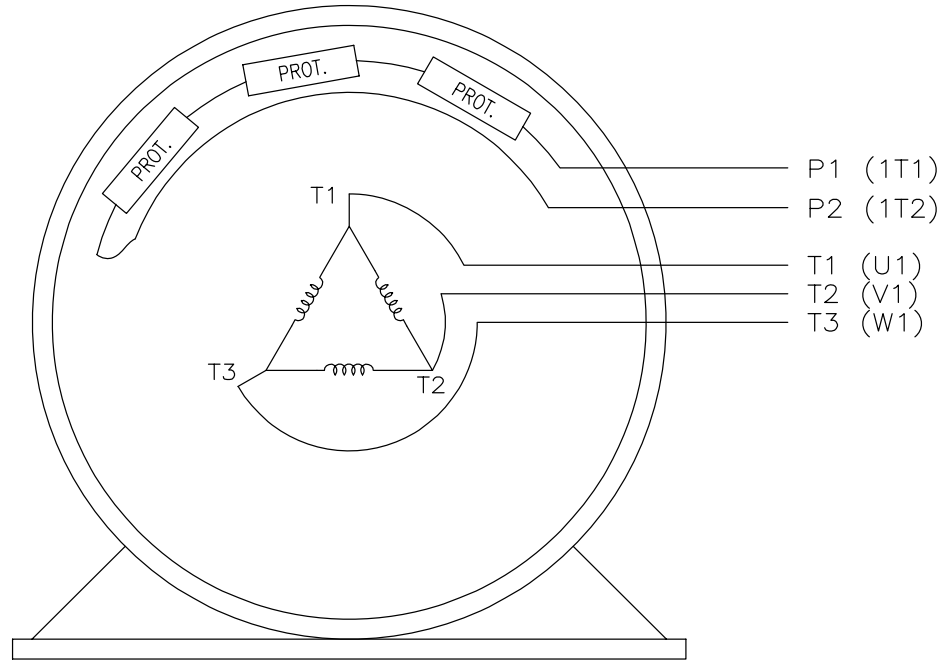
- NOTES:
 1. C. BOX CAN BE ROTATED IN 90° STEPS.
 2. NAMEPLATES TO BE READ FROM CONDUIT BOX SIDE OF MOTOR.

DRAWING REVISION C ECO-0145276 ECO DESCRIPTION						REVISION BY TRK APPROVED BY JHA		DATE 05-24-2018 DATE 05-24-2018		TOLERANCES UNLESS OTHERWISE SPECIFIED: DEC. INCH mm ANGLE .X ±0.1 [+2.5] ±7-30° .XX ±0.03 [+0.76] .XXX ±0.005 [+0.127] .XXXX ±0.0005 [+0.0127]			DRAWN BY HLB DATE 05-27-2003 APPROVED BY JES DATE 05-30-2003		Regal Beloit America, Inc.	
ADDED F2 VIEW <small>COPYRIGHT REGAL BELOIT AMERICA, INC. ALL RIGHTS RESERVED. PROPRIETARY AND CONFIDENTIAL INFORMATION - THIS DOCUMENT IS THE PROPERTY OF REGAL BELOIT AMERICA, INC. (OWNER) AND CONTAINS OWNER'S PROPRIETARY INFORMATION. ANY PERSON, CORPORATION OR OTHER FIRM RECEIVING IT IS DEEMED, BY RECEIVING IT, TO AGREE THAT IT, AND/OR ANY PART OF IT, SHALL NOT BE DISCLOSED TO ANY PERSON, CORPORATION OR OTHER ENTITY, DUPLICATED, AND/OR USED, EXCEPT AS EXPRESSLY APPROVED IN WRITING IN ADVANCE BY OWNER. THIS DOCUMENT SHALL BE RETURNED TO OWNER UPON REQUEST. IT MAY BE SUBJECT TO CERTAIN RESTRICTIONS UNDER APPLICABLE EXPORT CONTROL LAWS AND REGULATIONS.</small>						REMOVE BURRS & BREAK SHARP EDGES: .003/.015 [.076/.381] X 45° CORNER FILLETS: R.02 [.51] MACHINED SURFACES: 200 INCH mm 5.1 mm SHOWN IN [BRACKETS]			REFERENCE B-SS517520 THIRD ANGLE PROJECTION		DESCRIPTION OUTLINE 447/9T FR. - FLAT BRACKET - W/BAFFLE		MATERIAL B-SS517520 PROCESS/FINISH			
DASH	FRAME	B	C	2F	2FF					SIZE	DRAWING NUMBER	SHEET				
2875	447T	28.25	51.94	20.00	---					B	SS519824	1 OF 1				

EE7300S

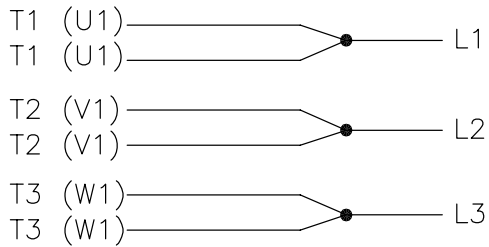
THREE PHASE – SINGLE VOLTAGE MOTOR

TO REVERSE ROTATION:
INTERCHANGE ANY TWO LINE
LEAD CONNECTIONS



VIEW OF TERMINAL END

IF MOTOR HAS MULTIPLE
T'S PER LEAD CONNECT
TOGETHER LIKE T'S



A-9806 DECAL

NO.	REVISION	BY & DATE	CHK	TOLERANCES UNLESS SPECIFIED		FINISH	DRAWN	PAGE	OF	REV.
				DEC.	INCHES					
F	UPDATED TITLE BLOCK	HV 02-27-2014	EWJ	.X	± -		KL	12-15-1999		
3	REMOVED "N.C." FROM PROT.'S MU61770	JJB 08-02-2010		.XX	± -		DJK	12-15-1999		
2	ADDED IEC MARKINGS MU61770	KL 09-16-2004	EAB	.XXX	± -	TITLE CONNECTION DIAGRAM – EXTERNAL SINGLE VOLTAGE 3Ø MOTOR	APPD	DJK	12-15-1999	SCALE 1=1
1	NEW DRAWING	KL 12-16-1999		.XXXX	± -	MAT'L.				REF
				ANG	± -					FMF
										PREV
THIS DRAWING IN DESIGN AND DETAIL IS OUR PROPERTY AND MUST NOT BE USED EXCEPT IN CONNECTION WITH OUR WORK ALL RIGHTS OF DESIGN AND INVENTION ARE RESERVED THIS IS AN ELECTRONICALLY GENERATED DOCUMENT – DO NOT SCALE THIS PRINT						RFP	CAD FILE ee7300s		SIZE	DRAWING NO.
						DIST	WA-LB-SB	A	EE7300S	F



Data Sheet

Date: 16-06-2017
 Customer: _____
 Attention: _____
 Submitted by: FAREEDA DUDEKULA



449TFS6087

Submittal

Data @ 460 V

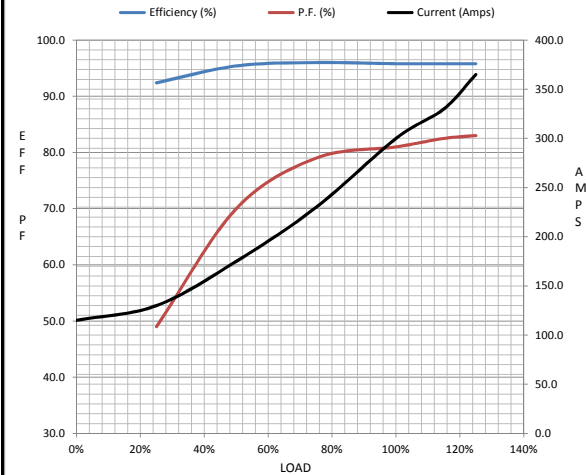
Motor Load Data

Load	0%	25%	50%	75%	100%	115%	125%	LR
Current (Amps)	115	130	175	230	300	330	365	1,825
Torque (ft-lb)	0.00	275	550	825	1,103	1,245	1,385	1,825
RPM	1200	1196	1194	1192	1190	1,188	1186	0
Efficiency (%)		92.4	95.4	96.0	95.8	95.8	95.8	
P.F. (%)	3.5	49.0	70.0	79.0	81.0	82.5	83.0	23.0

Motor Speed Data

	LR	Pull-Up	BD	Rated	Idle
Speed (RPM)	0	600	1150	1190	1200
Current (Amps)	1,825	1,700	1,125	300	115
Torque (ft-lb)	1,825	1,700	2,825	1,103	0.00

Information Block				
HP	250.0			
Sync. RPM	1200			
Frame	449			
Enclosure	TEFC			
Construction	TFN			
Voltage	460 V			
Frequency	60 Hz			
Design	B			
LR Code letter	G			
Service Factor	1.15			
Temp Rise @ FL	65 ° C			
Duty	CONT			
Ambient	40 ° C			
Elevation	1,000 feet			
Rotor/Shaft wk ²	138 Lb-Ft ²			
Ref Wdg	T449626 NONE			
Sound Pressure @ 1M	75 dBA			
VFD Rating	NONE			
Outline Dwg	B-SS519924-2875			
Conn. Diag	A-EE7300S			
Additional Specifications:				
0				
365THFS8036				
EQUIV CKT (OHMS / PHASE)				
R1	R2	X1	X2	Xm
0.0080	0.0080	0.0960	0.1290	2.1770



Speed -Torque Curve

